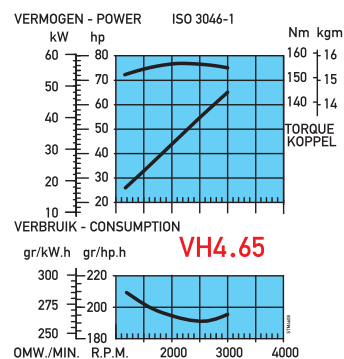
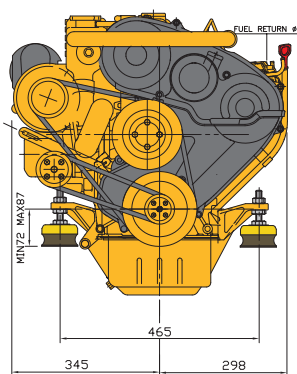
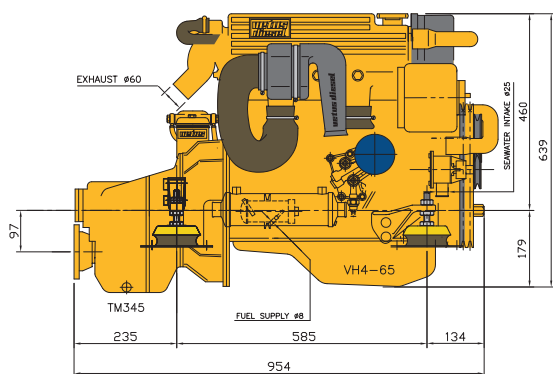


## VH4.65: 4 CYLINDERS, 48 KW (65,3 HP)


### Technical data:

<b>Basic engine</b>	<b>VH 4.65</b>
	IDI/4stroke/4cyl. in line/NA diesel
	: Hyundai
Bore	: 91.1 mm/3.58 inch
Stroke	: 100 mm/3.94 inch
Capacity	: 2607 cm <sup>3</sup> /159 cu.inch
Number of cylinders	: 4
Compression ratio	: 22:1
Firing order	: 1-3-4-2
Alternator	: 12 Volt - 115 A
* Max. output at flywheel (ISO 3046-1)	: 48 kW (65.3 hp)
* Max. output at propeller shaft (ISO 3046-1)	: 46.6 kW (63.4 hp)
Maximum rpm	: 3000
Torque at 2200 rpm	: 170 Nm
Gearbox, standard	: TM345(A)
Ratio	: 2/2,47:1
Optional	: ZF25A 1.93/2.29/2.71:1
Dry weight (incl. TM345 gearbox)	: 240 kg / 528 lbs
Suction height of fuel lift pump	: 1.5 m / 5 ft
Max. installation angle (backwards)	: 15°
Max. lateral inclination angle (continuously)	: 25°
Max. lateral inclination angle (5 minutes max.)	: 30°
Calorifier connection	: standard
Warning lights and audible alarm for	: oil pressure, temperature (fresh and raw water), charging current
Control light for	: pre-heating
Electric circuit protection	: fuse 10 A
Cooling system	: indirect cooling as standard (Keelcooling optional)

\* In accordance with ISO 8665



4 VETUS flexible engine mountings are supplied with this engine.



This **waterproof VETUS** instrument panel, provided with 5 control lights, a tachometer/hourmeter, a voltmeter, a buzzer and the starter switch, is standard supply. Instead of the engine panel shown, one of the other VETUS engine panels may be supplied. An engine panel for a second steering position may be supplied as well.

