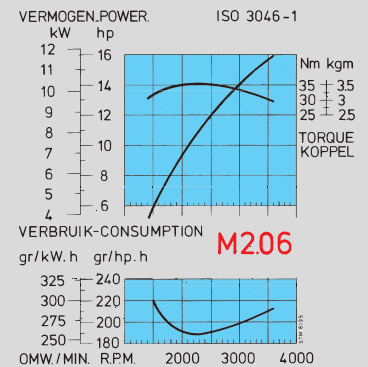
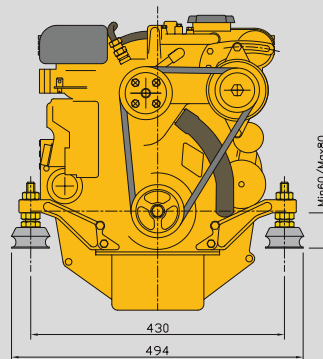
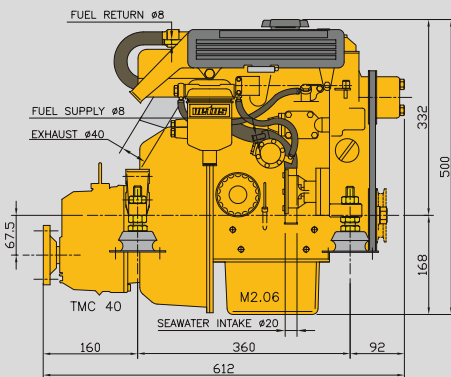


M 2.06: 2 CYLINDERS 11.8 KW (16 HP)

Technical data

M2.06	IDI/4stroke/2cyl. in line/ NA diesel
Bore	: 76 mm/3 inch
Stroke	: 70 mm/2.8 inch
Capacity	: 635 cm ³ /39 cu.inch
Number of cylinders	: 2
Compression ratio	: 23:1
Firing order	: 1-2
Alternator	: 12 Volt - 75 A
* Max. output at flywheel (ISO 3046-1)	: 11.8 kW (16 hp)
* Max. output at propeller shaft (ISO 3046-1)	: 11.6 kW (15.8 hp)
Maximum rpm	: 3600
Torque at 3600 rpm	: 29.3 Nm
Fuel consumption at 2500 rpm	: 268 g/kW.h (196 g/hp.h)
Gearbox, standard	: ZF10
Ratio	: TMC40P
Optional	: ZF10M 2,05/2,72:1 ZF15MIV 2,13/2,99:1 TMC60A 2/2,5:1
Dry weight (incl. gearbox)	: 98 kg/216 lbs
Suction height of fuel lift pump	: 1.5 m/5 ft
Max. installation angle (backwards)	: 15°
Max. lateral inclination angle (continuously)	: 25°
Max. lateral inclination angle (5 minutes max.)	: 30°
Calorifier connection	: optional kit
Warning lights and audible alarm for	: oil pressure, temperature (fresh and raw water), charging current
Control light for	: pre-heating
Electric circuit protection	: fuse 10 A
Cooling system	: indirect cooling as standard (keelcooling optional)

* In accordance with ISO 8665



4 VETUS flexible engine mountings are supplied with engine model M 2.06.



This instrument panel is supplied as standard: Model MP 10 VETUS waterproof engine instrument panel, provided with 5 monitoring lights (LED's) and an acoustic alarm. Instead of the engine panel shown, one of the other VETUS engine panels may be supplied. An engine panel for a second steering position may be supplied as well.

