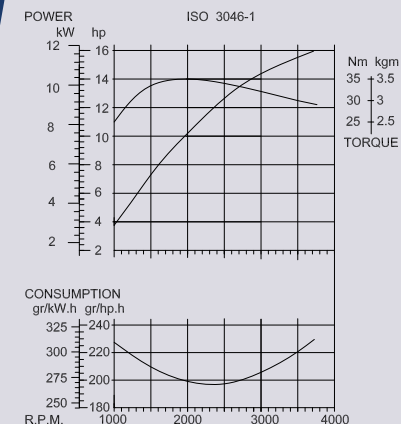


M2.18



11.8 KW / 16 HP



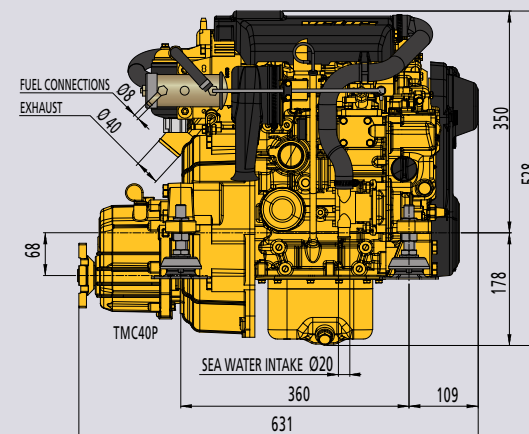
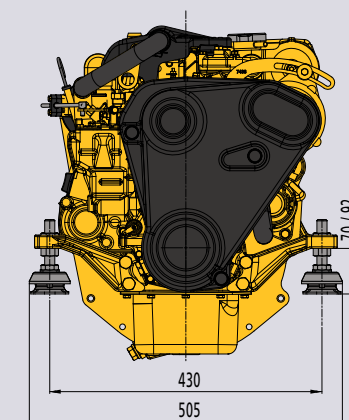
TECHNICAL SPECIFICATIONS

Supplied as standard with instrument panel type MP10B12, four flexible engine mountings type KSTEUN35V, and a oil sump pump.



All VETUS engines are certified according ISO 8178-1

* Max. output at flywheel	11.8 kW (16 hp)	Saildrive	SP60 2,15/2,38:1
* Max. output at propeller shaft	11.6 kW (15.8 hp)		SD10 2,23/2,49:1
Maximum rpm	3600	Dry weight (incl. std. gearbox)	107 kg
Max. torque	35.1 Nm/2000 rpm	Fuel consumption at 2500 rpm	268 g/kW.h (196 g/hp.h)
Bore x stroke	76 mm x 70 mm	Max. backwards installation angle	15°
Displacement	635 cm ³	Max. lateral inclination angle;	
Number of cylinders	2 in line	Continuously	25°
Combustion system	indirect injection	5 minutes max.	30°
Compression ratio	23:1	Suction height of fuel lift pump	1.5 m
Firing order	1-2	Calorifier connection kit	optional
Intake	naturally aspirated	Instrument panel (standard)	MP10B12
Electrical system	12 Volt - 75 Amps.	Warning lights and audible alarm	oil pressure, temperature (coolant and exhaust), charging current
Cooling system (standard)	indirect cooling (keel cooling optional)	Control light for	pre-heating
Gearbox, standard	TMC40P (2/2.60:1)	Electric circuit protection	fuse 10 Amps.
Gearbox options	ZF12M 2.114/2.63:1 ZF15MIV 2.13/2.99:1 TMC60A 2/2.5:1	Certifications	EU-RCD, BSO II



* In accordance with ISO 8665 and ISO 3046-1