


D-LINE

VD4.120

● ● ● ● 90 kW / 122 HP

DI diesel / 4 stroke
4 cyl. in line / turbo-charged
common rail / EMR 3

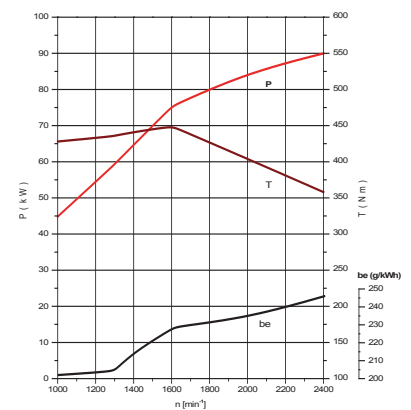
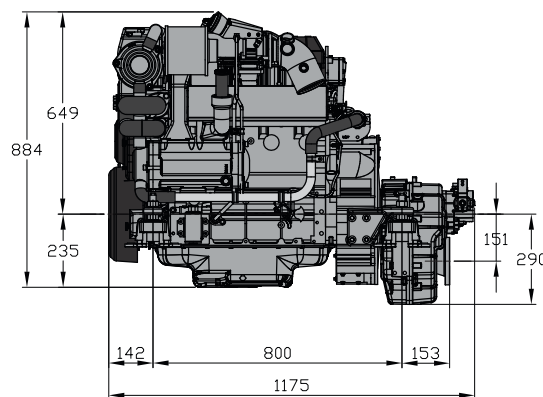
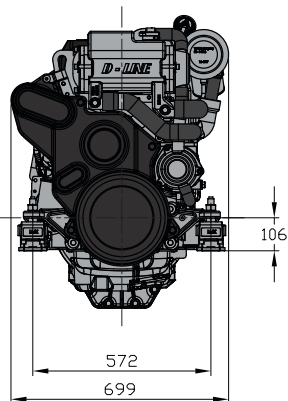


TECHNICAL SPECIFICATIONS

Supplied as standard with instrument panel type MPA34BS2 (see page 103) and four flexible engine mountings type LMX140 (see page 49).

Engine model	VD4.120
CAN bus	SAE J1939
*Max. output at flywheel (ISO 8665)	90 kW (122 hp)
*Max. output at propeller shaft (ISO 8665)	86 kW (117 hp)
Maximum rpm	2400
Bore x stroke	101 mm x 126 mm
Capacity	4040 cm ³
Number of cylinders	4 in line
Cooling system	intercooling
Compression ratio	18:1
Firing order	1-3-4-2
Alternator	12 Volt - 160 Amps. 24 Volt - 80 Amps.
Optional 2nd alternator	12 Volt - 160 Amps. 24 Volt - 80 Amps.
Torque	449 Nm / 1600 rpm
Idle speed	800 rpm
Fuel consumption at max. rpm	235 g / kW.h
Gearbox (standard)	ZF45
Ratio	2.2 / 2.51 / 3.1

Gearbox (optional)	ZF45A 1.26:1 / 1.51 / 2.03 / 2.44:1 ZF63IV 1.29 / 1.56 / 1.99 / 2.47:1
Dry weight (incl. standard gearbox)	532 kg
Fuel lift pump	1.5 m
Max. installation angle (backwards)	15°
Max. athwartship angle (continuously)	30°
Calorifier connection kit	optional
Electric oil drain pump	standard
P.T.O. flange to install hydr. pump	optional
Instrument panel	MPA34BS2
Instruments	Key switch, tacho meter/hour counter, volt meter, oil pressure gauge, temperature gauge
Acoustic alarm	Oil pressure, temperature, charging current fresh and raw water
Electric circuit protection	Resetable circuit breaker
Certification	2013/53/EU RCD II



Certified within 5%