

M 4.15: 4 CYLINDERS 24.3 KW (33 HP)

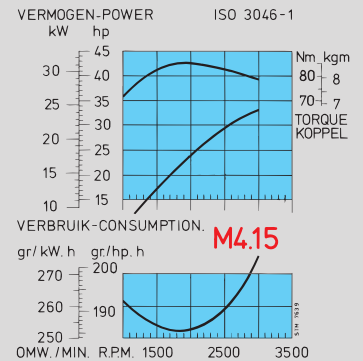
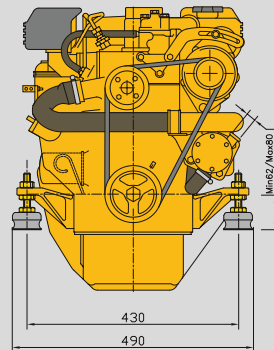
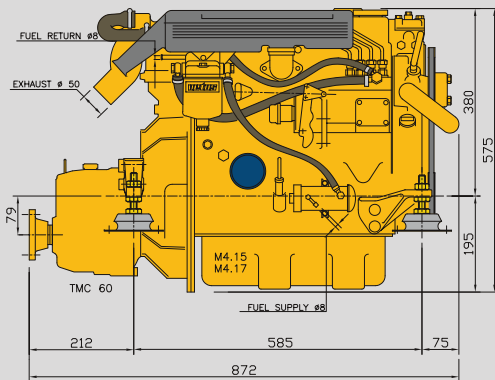
Engine models M4.15, M4.17 and M4.55 are available with an additional alternator 70A or 110A as an option.



Technical data

	M 4.15
	IDI/4stroke/4cyl. in line/ NA diesel
Bore	: 78 mm / 3.07 inch
Stroke	: 78.5mm / 3.09 inch
Capacity	: 1500 cm ³ / 92 cu.inch
Number of cylinders	: 4
Compression ratio	: 22:1
Firing order	: 1-3-4-2
Alternator	: 12 Volt - 110 A.
* Max. output at flywheel (ISO 3046-1)	: 24.3 kW (33 hp)
* Max. output at propeller shaft (ISO 3046-1)	: 23.6 kW (32.1 hp)
Maximum rpm	: 3000
Torque at 3000 rpm	: 77.4 Nm
Fuel consumption at 1800 rpm	: 252 g/kW.h (185 g/hp.h)
Gearbox, standard	: TMC60E
Ratio	: 2,0/2,5/2,94:1
Optional	: ZF10M 2,05:1 ZF12M 2,14/2,63:1 ZF12 2,14/2,63:1 ZF15M 1,88/2,63:1
Hydraulic	: TM345 2/2,47:1 TM345A 2/2,47:1
Dry weight (incl. gearbox)	: 180 kg/397 lbs
Suction height of fuel lift pump	: 1.5 m/5 ft
Max. installation angle (backwards)	: 15°
Max. lateral inclination angle (continuously)	: 25°
Max. lateral inclination angle (5 minutes max.)	: 30°
Calorifier connection	: optional kit
Warning lights and audible alarm for	: oil pressure, temperature (fresh and raw water), charging current
Control light for	: pre-heating
Electric circuit protection	: fuse 10 A
Tachometer	: electronic
Cooling system	: Indirect cooling as standard (keelcooling optional)

* In accordance with ISO 8665



4 VETUS flexible engine mountings are supplied with this engine.



This waterproof VETUS instrument panel, provided with 5 control lights, a tacho/hourmeter, a voltmeter, an acoustic alarm and the starter switch, is standard supply. Instead of the engine panel shown, one of the other VETUS engine panels may be supplied. An engine panel for a second steering position may be supplied as well.

