

## M 4.55: 4 CYLINDERS 38.3 KW (52 HP)

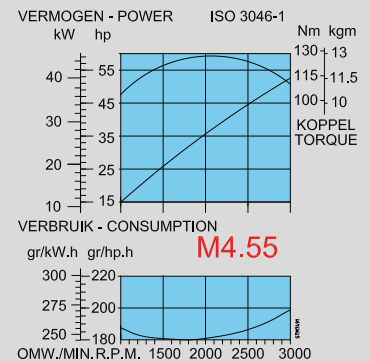
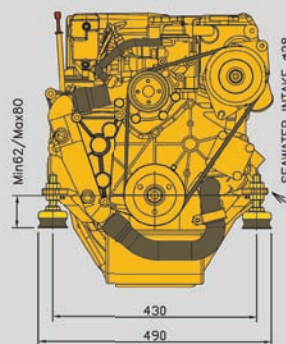
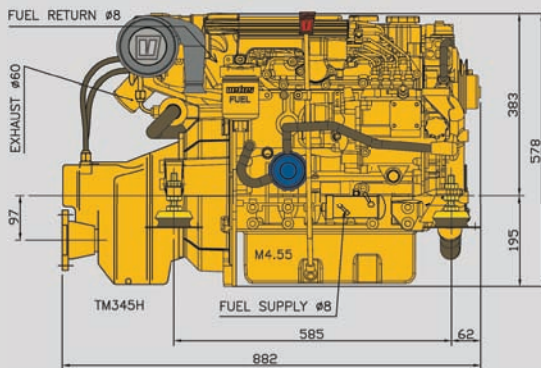
Engine models M4.15, M4.17 and M4.55 are available with an additional alternator 70A or 110A as an option.



### Technical data

<b>M 4.55</b>	IDI/4stroke/4cyl. in line/ <b>turbo-charged diesel</b>
Bore	: 78 mm / 3.07 inch
Stroke	: 92 mm / 3.62 inch
Capacity	: 1758 cm <sup>3</sup> / 108 cu.inch
Number of cylinders	: 4
Compression ratio	: 22:1
Firing order	: 1-3-4-2
Alternator	: 12 Volt - 110 A.
* Max. output at flywheel (ISO 3046-1)	: 38,3 kW (52 hp)
* Max. output at propeller shaft (ISO 3046-1)	: 37,1 kW (51 hp)
Maximum rpm	: 3000
Torque at 2000 rpm	: 127 Nm
Fuel consumption at 1800 rpm	: 244 g/kW.h (179 g/hp.h)
Gearbox, standard (hydr)	: TM345 2/2,47:1
Optional	: TMC60E 2/2,5:1
Dry weight (incl. gearbox)	: 192 kg/432 lbs
Suction height of fuel lift pump	: 1.5 m/5 ft
Max.installation angle (backwards)	: 15°
Max. lateral inclination angle (continuously)	: 25°
Max. lateral inclination angle (5 minutes max.)	: 30°
Calorifier connection	: optional kit
Warning lights and audible alarm for	: oil pressure,temperature (fresh and raw water), charging current
Control light for	: pre-heating
Electric circuit protection	: fuse 10 A
Tachometer	: electronic
Cooling system	: Indirect cooling as standard (keelcooling optional)

\* In accordance with ISO 8665



4 VETUS flexible engine mountings are supplied with this engine.



This **waterproof VETUS** instrument panel, provided with 5 control lights, a tacho/hourmeter, a voltmeter, an acoustic alarm and the starter switch, is standard supply. Instead of the engine panel shown, one of the other VETUS engine panels may be supplied. An engine panel for a second steering position may be supplied as well.

